



TJERNLUND PRODUCTS, INC.

1601 Ninth Street • White Bear Lake, MN 55110-6794
 PHONE (800) 255-4208 • (651) 426-2993 • FAX (651) 426-9547
 Visit our web site • www.tjernlund.com

MODEL VH1-SERIES VENT HOODS 3", 4", 6", 8", 10"

⚠ WARNING

The VH1-8 and VH1-10 do not have a secondary heat shield. A thimble will have to be added to maintain clearances to combustibles if penetrating a combustible wall. A backing plate is included with the VH1-8 and VH1-10.


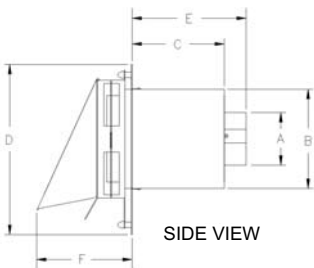
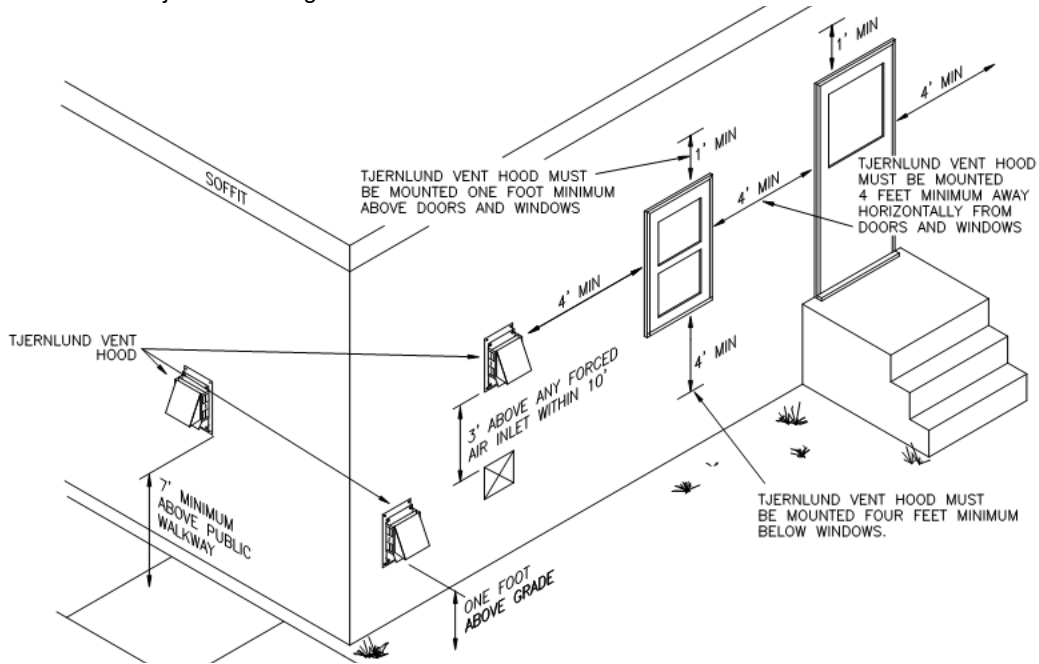
Models VH1-3, 4, 6 include an additional heat shield for built in clearances from combustibles. A backing plate is not included with the VH1-3, 4, 6 Hoods. All VH1-Series Vent Hoods are made of heavy duty, corrosion resistant 5052 aluminum.

Terminate the vent system so that proper minimum clearances are maintained as cited in the latest edition of the National Fuel Gas Code (NFPA # 54) and the latest edition of NFPA #211, or as follows:

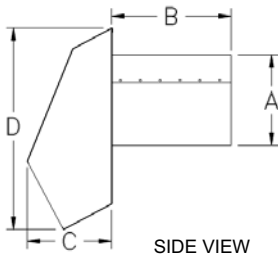
- Not be less than 7 feet above grade when located adjacent to public walk ways
- At least 3 feet above any forced air inlet located within 10 feet
- At least 4 feet below, 4 feet horizontally from or 1 foot above any door, window or gravity air inlet into any building
- At least 12 inches above grade.

THE MANUFACTURER ALSO RECOMMENDS:

- The vent terminal shall also not be installed closer than 3 feet from the inside corner of an L-shaped structure
- Not less than 2 feet from an adjacent building



MODEL	DIMENSIONS							ROUGH-IN DIMENSIONS
	A DIA.	B	C	D	E	F	G	
VH1-3"	3"	6 1/4" SQ.	7 1/8"	10"	9 1/8"	5 3/8"	7 3/4"	6 3/4" SQ.
VH1-4"	4"	7 1/2" SQ.	7 1/8"	13"	8 5/8"	7 3/8"	11"	8" SQ.
VH1-6"	6"	8 1/2" DIA.	7 7/8"	12"	9 1/2"	10 1/2"	10"	9" DIA.



MODEL	DIMENSIONS					ROUGH-IN DIMENSIONS
	A DIA.	B	C	D	E	
VH1-8"	8"	16"	7 3/4"	18 3/8"	20"	8 1/2" DIA.
VH1-10"	10"	16"	7 3/4"	18 3/8"	20"	10 1/2" DIA.