



Packaged Side
Wall Vent Systems

Ideal For Replacing Plastic Pipe On 80-Plus Gas Furnaces



Safety and performance features time-proven in over one million installations:

- All operating components located indoors for weather protection and easy servicing.
- Capacities up to 250,000 BTU/hr.
- Accommodates vent pipe runs up to 100 equivalent feet.
- Regulated, consistent draft throughout burner cycle.
- Built-in Fan Proving Switch interlocks with gas valve.
- Kit includes everything needed for installation, except vent pipe.
- Durable, heavy-duty aluminum Vent Hood.
- AGA design certified for gas furnaces, boilers, pool heaters, unit heaters and commercial water heaters.

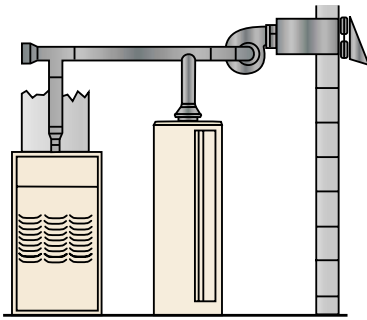
Approved for use with the following brands of 80-plus furnaces:

- Rheem/Ruud/Weatherking
- Evcon
- Amana
- Arco Air
- Comfortmaker
- Heat Controller/Century/Comfort Air
- Carrier
- Heil
- Tempstar
- Armstrong
- And Other Popular Brands




TYPICAL APPLICATIONS

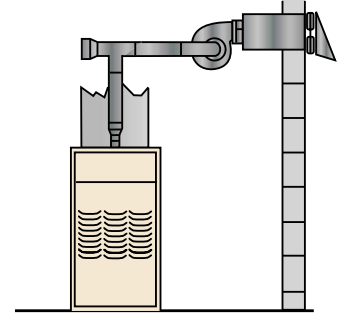
Fan Assisted Furnace & Water Heater



Commercial Water Heaters & Residential Boilers



Fan Assisted Furnaces



GPAK MOTOR SPECIFICATIONS

ELECTRICAL DATA

Volts	115
Hertz	60
RPM	3000
Watts	95
Amps	1.26
Therm. Prot.	Yes

COMPONENT DESCRIPTIONS GPAKJ / GPAK1

The models GPAKJ and GPAK1 are an HSJ or HS1 Power Venter which includes the UC1 Control. They also include a VH1-4 Vent Hood and DC4 Draft Control.

INSTALLATION OVERVIEW

1. Determine point of termination and install Vent Hood.
2. Attach perforated strap to vibration isolation mounts on Power Venter and install adjacent to Vent Hood.
3. Connect outlet flue of heater(s) to inlet of Power Venter. Connect Power Venter outlet to Vent Hood.
4. Interlock Relay or Timer/Relay and Fan Proving Switch with burner.

MODEL SELECTION TABLE

NOTES:

1. If the appliance flue outlet is greater than 4", install a tapered reducer after the draft hood, draft diverter or barometric draft control, reducing vent pipe diameter to 4". All vent pipe from the appliance to the Power Venter may be 4".
2. Table is based on straight vent pipe. 90 degree elbows are equivalent to 6 feet of straight vent pipe.
3. Determine maximum pipe length from type of equipment being vented and GPAK Model. **Column A pipe runs over 30 linear feet should use Type "B" vent. Column B & C pipe runs over 15 linear feet should use Type "B" vent.**
4. Column C allows for up to a 40,000 BTU/hr. input atmospheric water heater common vented with a fan assisted appliance from column B.
5. All reducers and vent pipe are to be supplied by the installer and are available from your local heating wholesaler.

Models	Vent Pipe Diameter	BTU/hr Input	Maximum Total Vent Pipe Length		
			Atmospheric A	Fan Assisted B	*40,000 ATM +Column B C
GPAKJ	4"	45,000	100'	60'	60'
		75,000	100'	60'	60'
		100,000	100'	60'	N/A
		120,000	45'	60'	N/A
GPAK1	4"	100,000	100'	60'	60'
		120,000	100'	60'	60'
		150,000	100'	60'	60'
		200,000	87'	N/A	N/A
		250,000	40'	N/A	N/A

DISTRIBUTED BY:



TJERNLUND PRODUCTS, INC.

1601 Ninth Street White Bear Lake, MN 55110-6794
 Phone: 612.426.2993 800.255.4208 Fax: 612.426.9547